



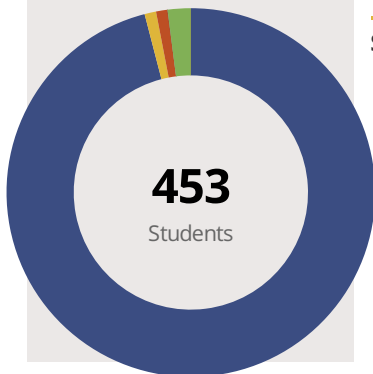
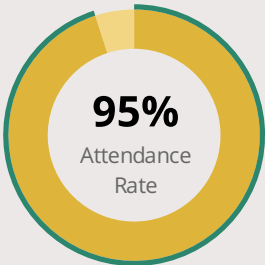
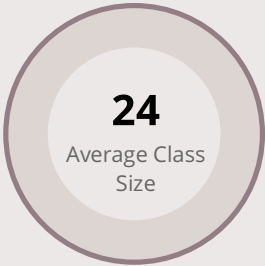
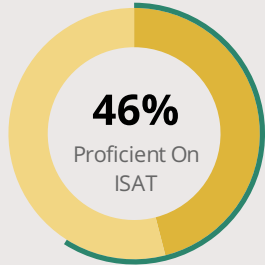
# WASHINGTON ELEM SCHOOL

100 E 12TH ST JOHNSTON CITY, IL 62951 1513 (618) 983-7581

Grades: 5-8  
District: JOHNSTON CITY CUSD 1

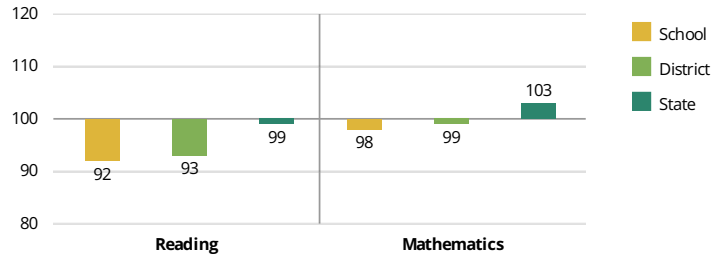
Principal: Ms.Patty Hilliard  
Superintendent: Mr.Terry Milt

## FAST FACTS



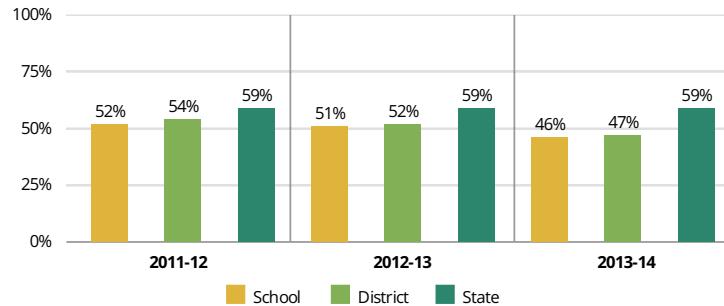
## Academic Growth

To measure the amount of academic growth a school's students demonstrate, Illinois compares students' performance on the ISAT from one year to the next. Scores over 100 indicate that students are improving relative to their grade level, for example by moving from Below Standards to Meets Standards.



## Academic Success

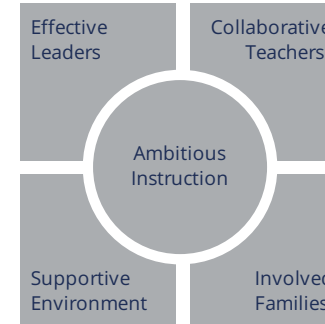
The percentage of students who meet or exceed standards on the Illinois Standards Achievement Test (ISAT).



## Student Characteristics

White	95%	Low Income	67%
Black	1%	English Learners	0%
Hispanic	1%	With Disabilities	23%
Asian	0%	Homeless	8%
American Indian	0%		
Two or More Races	2%		
Pacific Islander	0%		

## School Environment



The **5Essentials Survey** allows students in grades 6-12 and all teachers to share their perspectives on essential conditions for learning. The anonymous survey consists of 5 components.

- Most implementation
- More implementation
- Average implementation
- Less implementation
- Least implementation
- Not Applicable/Low Response

### Response Rates

Students	-
Teachers	-

### Effective Leaders

Do principals and teachers implement a shared vision for success?

### Collaborative Teachers

Do teachers collaborate to promote professional growth?

### Ambitious Instruction

Are the classes challenging and engaging?

### Supportive Environment

Is the school safe, demanding, and supportive?

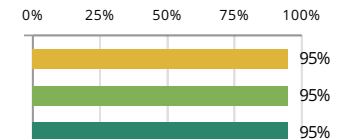
### Involved Families

Does the entire staff build strong external relationships?

## Student Attendance and Mobility

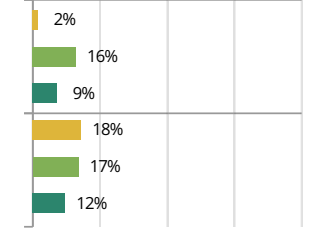
### Attendance Rate

Rate at which students are present, not including excused or unexcused absences



### Chronic Truancy Rate

Percentage of students who have been absent without valid reasons for 5% or more of regular school days



### Student Mobility

Percentage of students who transfer in or out of the school during the school year, not including graduates





# WASHINGTON ELEM SCHOOL

## School Highlights

### Academic Courses

Band, Choir, 6th Grade Algebra, 7th Grade Algebra, 8th Grade Algebra, 8th Grade Geometry, Title 1 Programs

### Career Development Courses and Programs

### Physical Education, Health and Wellness

Health Education Courses, Catch PE

### Athletics

Boy's Baseball, Boy's Basketball, Boy's Track & Field, Girl's Basketball, Girl's Competitive Dance, Girl's Softball, Girl's Track & Field, Girl's Volleyball

### Other Programs and Activities

After School Care, Parent Associations, Marching Band, Scholastic Bowl, Student Council/Government

### School Personnel Resources

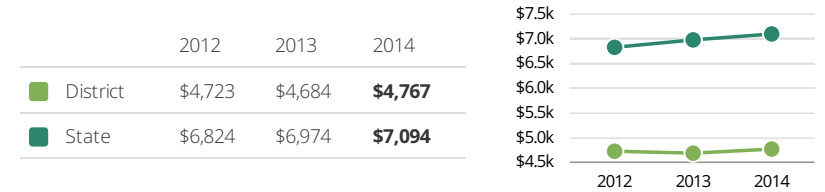
### School Awards

Girls Basketball Conference Champion, Girls Softball Conference Champion, Girls Softball Regional Champion, Girls Softball Regional Champions, Girls Volleyball Conference Champion

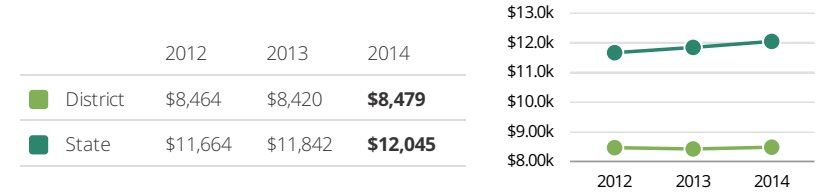
### Facilities

## District Finance

**Instructional Spending per Pupil** includes only the activities directly dealing with the teaching of students or the interaction between teachers and students.



**Operational Spending per Pupil** includes all costs for overall operations in this school's district, including Instructional Spending, but excluding summer school, adult education, capital expenditures, and long-term debt payments.



## Educator Measures

In the last six years, **4 principal(s)** have led this school. In the last three years, an average of **97% of teachers** return to this school from one year to the next.

Measures of teacher attendance and proficiency will be added to this report in 2015.

## FOR MORE INFORMATION

Visit [IllinoisReportCard.com](http://IllinoisReportCard.com) to see additional details about each item of information for this school. There you will find charts spanning multiple years, detailed explanations, resources, more of the school's programs and activities, and powerful tools that let you dig deeper into data.

Most of this data has been collected by ISBE from school districts through data systems. Some information, such as the School Highlights, is entered directly by principals and can be updated throughout the year.