



WASHINGTON MIDDLE SCHOOL

100 E 12TH ST JOHNSTON CITY, IL 62951 1513 (618) 983-7581

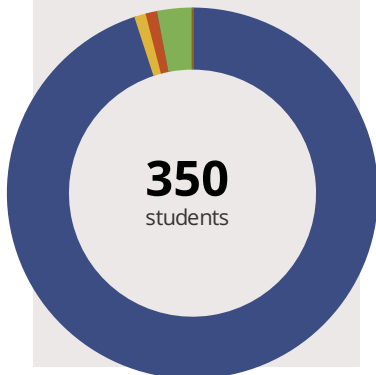
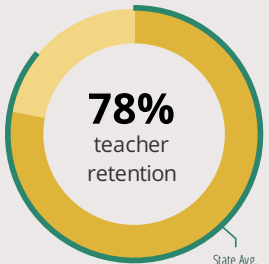
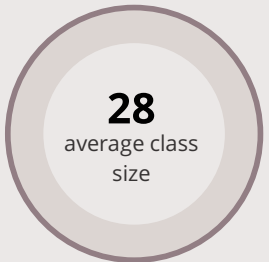
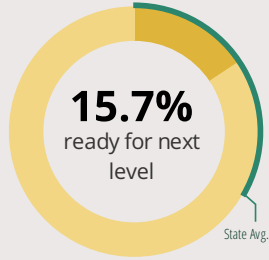
Grades: 5-8

District: JOHNSTON CITY CUSD 1

Principal: Ms.Patty Hilliard

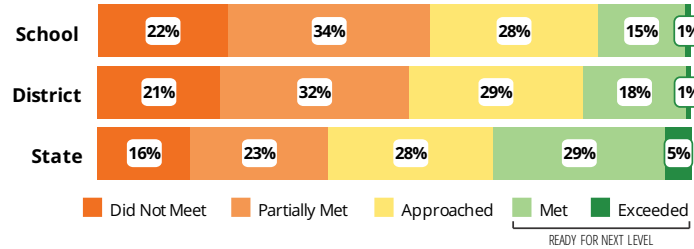
Superintendent: Mrs.Kathy Clark

FAST FACTS



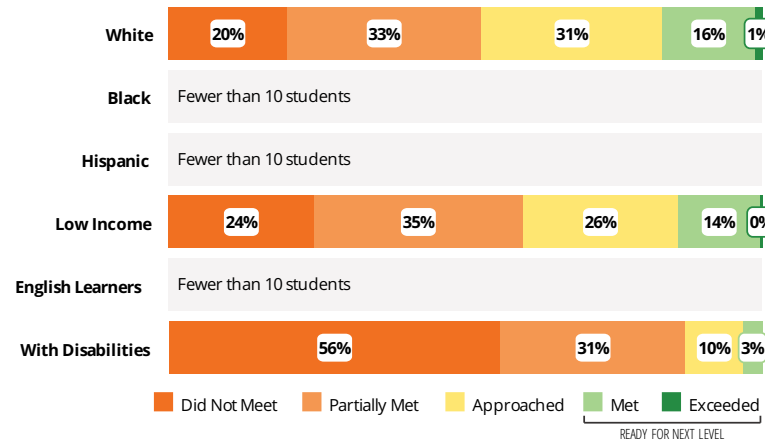
Academic Success

All Illinois students in grades 3-8 take the PARCC assessment each year. High school students take the PARCC in specific Math or English Language Arts (ELA) courses.



Success by Student Group

This display shows PARCC performance levels for each student group. No data is shown for groups with fewer than 10 students.



Student Characteristics

White	95%	Low Income	60%
Black	1%	English Learners	0%
Hispanic	1%	With Disabilities	19%
Asian	0%	Homeless	2%
American Indian	0%		
Two or More Races	3%		
Pacific Islander	0%		

School Environment



The **5Essentials Survey** allows students in grades 6-12 and all teachers to share their perspectives on essential conditions for learning. The anonymous survey consists of 5 components.

- Most implementation
- More implementation
- Average implementation
- Less implementation
- Least implementation
- Not Applicable/Low Response

Response Rates

Students	-
Teachers	-

Effective Leaders

Do principals and teachers implement a shared vision for success?

Collaborative Teachers

Do teachers collaborate to promote professional growth?

Ambitious Instruction

Are the classes challenging and engaging?

Supportive Environment

Is the school safe, demanding, and supportive?

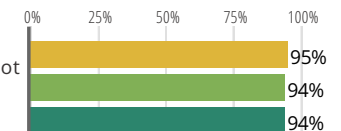
Involved Families

Does the entire staff build strong external relationships?

Student Attendance and Mobility

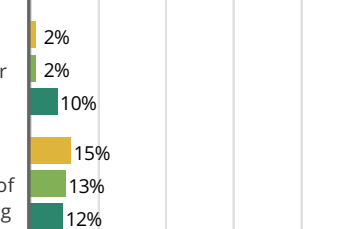
Attendance Rate

Rate at which students are present at school, not including excused or unexcused absences



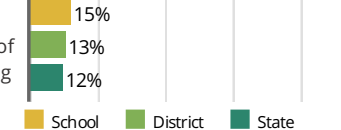
Chronic Truancy Rate

Percentage of students who have been absent without valid reasons for 5% or more of regular school days



Student Mobility

Percentage of students who transfer in or out of the school during the school year, not including graduates





WASHINGTON MIDDLE SCHOOL

School Highlights

Academic Courses

5th/6th/7th/8th grade Band, Marching Band, 5th/6th grade Choir, 7th/8th grade Choir, 7th Grade Algebra, 8th Grade Algebra, 8th Grade Geometry, Title 1 Programs, PBIS, RtI (With Tier 1, 2, and 3), English Language Arts, Mathematics, Social Sciences, Reading, Science, 5th/6th/7th/8th grade Physical Education, and Special Education services.

Physical Education, Heath and Wellness

Health Education Courses, Catch PE, Physical Education All physical education courses and activities are fully taught by Illinois certified instructors who possess degrees and Illinois certification in physical education and health. Physical education is a regular class offered every school day for every grade level. Physical education classes are

Other Programs and Activities

Latch-Key After School Program (offered to students through 5th grade), Scholastic Bowl, Student Council/Government

School Awards

Girls Basketball Conference Champion, Girls Softball Conference Champion, Girls Softball Regional Champion, Girls Softball State Champions, Girls Volleyball Conference Champion

Career Development Courses and Programs

Students are exposed to the potential career opportunities during core subjects, during their middle school years. Eighth grade students participate in 1-2 off-campus career workshops held in the Southern Illinois area (such as John A. Logan). These workshops provide face-to-face interaction and exposure to many of the types of careers available in

Athletics

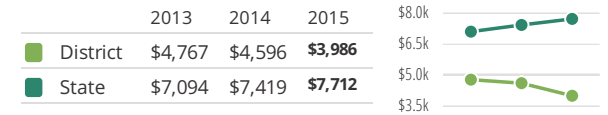
Girls Softball, Boys Baseball, Girls Basketball, Boys Basketball, Cheerleading, Dance, Girls Track, Boys Track, Girls Volleyball. Johnston City also provides a Junior Football League (unassociated with the school district) which offers another athletic opportunity for children during the school year.

School Personnel Resources

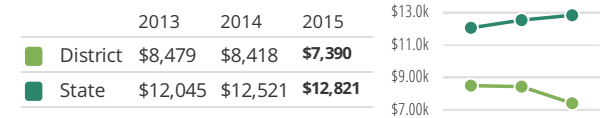
Facilities

District Finance

Instructional Spending per Pupil includes only the activities directly dealing with the teaching of students or the interaction between teachers and students.



Operational Spending per Pupil includes all costs for overall operations in this school's district, including Instructional Spending, but excluding summer school, adult education, capital expenditures, and long-term debt payments.



Educator Measures

This school has had **4 principal(s)** over the past 6 years. In the last three years, an average of **78% of teachers** return to this school each year.

FOR MORE INFORMATION

Visit IllinoisReportCard.com to see additional details about each item of information for this school. There you will find charts spanning multiple years, detailed explanations, resources, more of the school's programs and activities, and powerful tools that let you dig deeper into data.

Most of this data has been collected by ISBE from school districts through data systems. Some information, such as the School Highlights, is entered directly by principals and can be updated throughout the year.